



NYC Criminal Justice

NYC Department of Design and Construction

Borough-Based Jails

COMMUNITY DESIGN INPUT WORKSHOP FOR THE BROOKLYN FACILITY

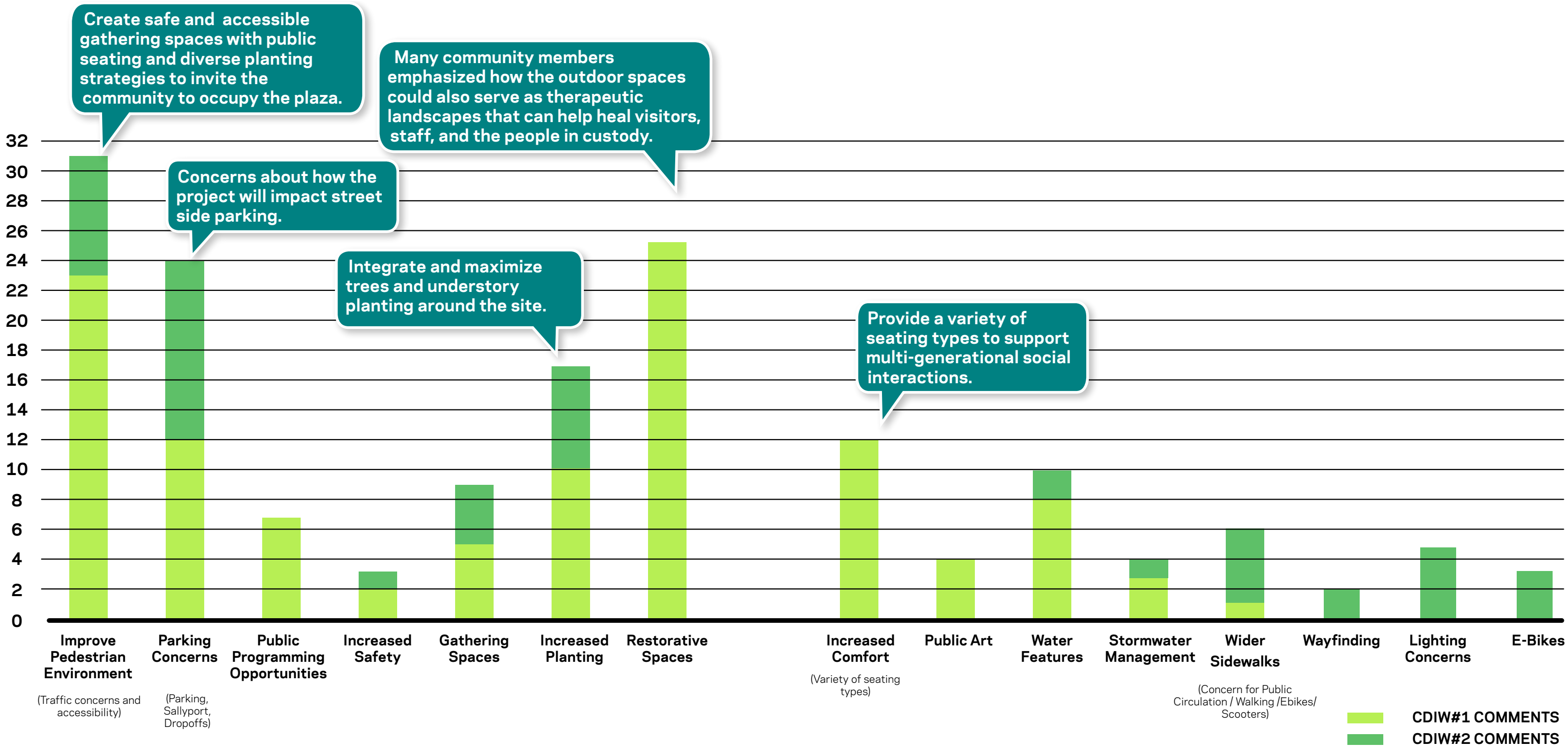
January 23, 2024



BK

Brooklyn Borough Based Jail

WHAT WE HEARD - PUBLIC REALM



Number of community comments from September 7, 2023 and October 2, 2023 Workshop and Online Portal.

BBJBK DESIGN WORKSHOP #2 COMMUNITY COMMENTS

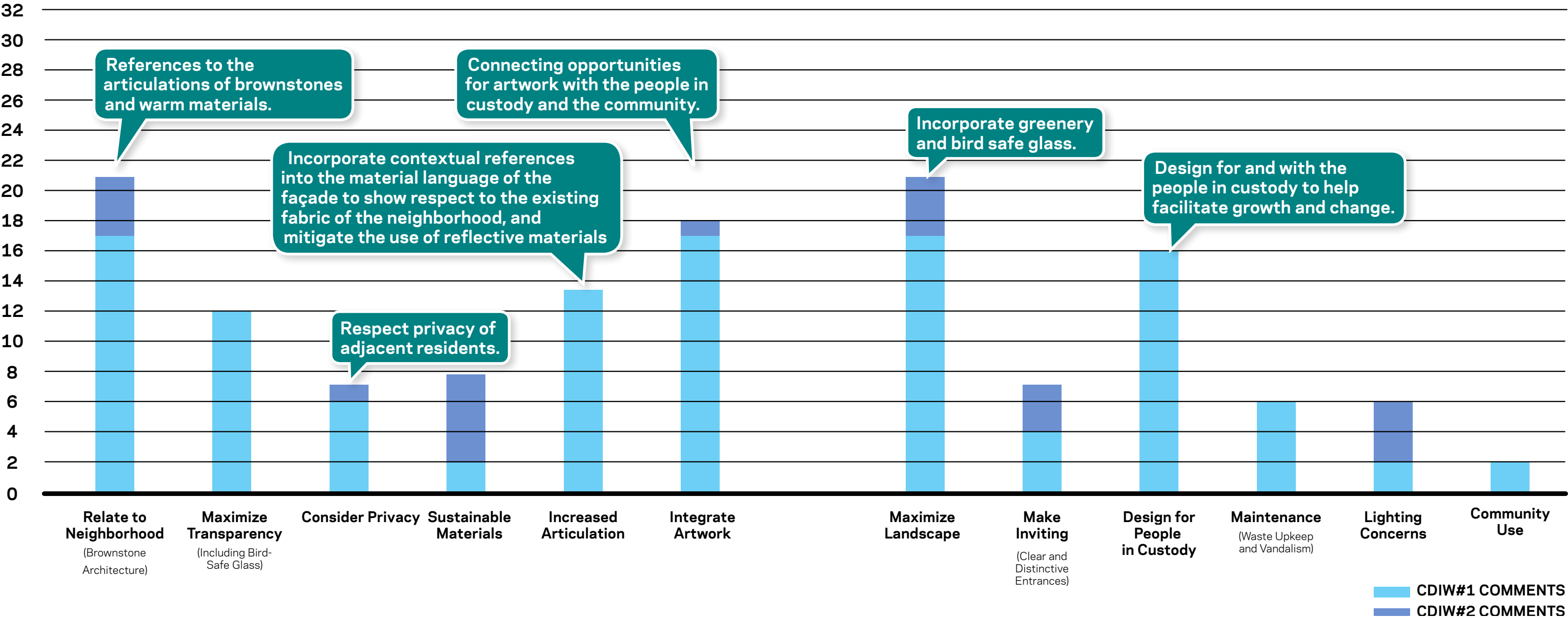
COMMENT	RESPONSE
PUBLIC REALM	
Boerum place is not really a civic gateway. It is more of an on-ramp for the downtown bridges. Who's maintaining this street?	The design team is working with local partnerships to develop a maintenance agreement plan for the future streetscape. Traffic work is outside the scope of the BBJ project. This project will be coordinated with NYC Department of Transportation (DOT).
Elm place has planters near subway vents. Trees are ok but a more understory only approach may be easier to maintain.	The design team is looking at the example planting areas and making modifications to the site streetscape design to incorporate more understory plantings.
We'd like to see a living wind break along Boerum Place to make a more comfortable pedestrian environment in the plaza area. Low maintained planting with year-round interest should be proposed.	The updated streetscape design utilizes hardy evergreen species that will alleviate winter winds. Plant selection is also low maintenance.
The design should cater to the needs of people who are actually going to use the space, such as lawyers, public servants, etc.	The design team created areas for social integration within the updated plaza near the main entrance. This area includes a small garden nooks as well as diverse seating types.
The cost of abundant species varieties will be a lot, the team should look into low-maintenance, native species that are easy to maintain.	A low-maintenance planting palette is a priority for DOC. The planting species selection includes low-maintenance understory natives for the tree planting beds.
Loved how landscape incorporates seats and spaces to gather. Good approach to public space!	Thank you! The incorporation of seats and spaces to gather is an important design feature for the project.
How is the design managing the influx of ebikes on sidewalks? How can we discourage them?	Pedestrian safety is a critical part of the overall site design. The design team is working with traffic and civil engineers to design a safer pedestrian public realm experience at this site.
Trees can be in cobblestone paved areas for increased walkability in tight areas instead of planted tree pits.	The cobblestone paved areas will be studied but need to be considered for long-term maintenance.
Interpretation of stormwater management is a good idea in using porous pavement.	Porous paving is proposed around all the streetscape planting areas.
Having too much seating can make the sidewalk busy and "narrow", especially along Atlantic Avenue.	The design team is continuing to update the streetscape design approach to include wider clear widths for walking and less obstructions in the pathways such as benches or other site furnishing elements.
We need wider sidewalks along Atlantic Avenue.	The design team is maintaining 12' clear widths of sidewalk along Atlantic Avenue.
We need space for people who use the facility.	The design of the streetscape and plaza caters for everyday use for the community as well as individuals who work in, and visit the facility.
Outdoor gathering should be for the community people, can we introduce a water feature by the entry to help invoke a sense of calm?	The outdoor plaza and entry spaces are designed to promote social gathering and seating areas within an inviting, calm environment. A water element is not being considered due to maintenance concerns.
What is the proposed visitor of people in custody model? Will there be outdoor signage and wayfinding for parking?	The addition to the site of 100 parking spaces for authorized City vehicles will alleviate the use of parking placards and street parking around the site. The site is also accessible by public transit and 21 public parking garages are available within an approximate quarter-mile of the site. The project requirements state that existing public infrastructure, including MTA, needs to be maintained or enhanced if possible. Wayfinding devices will be integrated into the design at a later phase of development.
What is the lighting strategy for the streetscape? We need more separation between furnishing and building. We like the cobble stone paving.	The design team is currently studying the lighting strategy and will utilize street lights and lighting in furnishing elements that are located around the facility. The lighting is intended to promote a sense of safety around the site.
Would like to see wider sidewalk approach for Atlantic Avenue.	The design for Atlantic Avenue ensures a clear walkway width of 12' minimum.
Would like to see a drop off along Boerum Place.	Due to the active bike lane, it is not feasible to introduce a formal vehicular drop-off along Boerum Place.
It would be great to see some drawings that communicate the parking approach for the Facility.	The streetscape diagrams that will be shared at Design Workshop #3 will demonstrate the vehicle entrances and exits around the Facility.
Would love to see the wind break approach along Boerum Place, more planting to screen from traffic.	The design team will select plants to increase pedestrian comfort along Boerum Place while providing a natural wind barrier.
Can vegetation grow higher to protect sidewalk?	Plant selection for the tree pits will need to follow safety protocols around the Facility to maintain clear lines of
Is there parking for visitors? (Rikers has a place for parking).	Due to security requirements, only authorized City vehicles can park within the facility. The addition to the site of 100 parking spaces for authorized City vehicles will alleviate the use of parking placards and street parking around the site. The site is also accessible by public transit and 21 public parking garages are available within an approximate quarter-mile of the site. Approximately 30-45% of spaces within the parking study area are utilized daily, leaving a residual supply of approximately 2,000 available parking spaces. The project requirements state that existing public infrastructure, including MTA, needs to be maintained or enhanced if possible.

COMMENT	RESPONSE
Public transit is good in this area (there are 7 subway trains within a 1/4 mile).	Noted. Our public realm design aims to support pedestrian movement around the facility, to and from near by public transportation options.
Is visitor and pedestrian parking the same?	Due to security requirements, only authorized City vehicles can park within the facility. The addition to the site of 100 parking spaces for authorized City vehicles will alleviate the use of parking placards and street parking around the site. The site is also accessible by public transit and 21 public parking garages are available within an approximate quarter-mile of the site. Approximately 30-45% of spaces within the parking study area are utilized daily, leaving a residual supply of approximately 2,000 available parking spaces. The project requirements state that existing public infrastructure, including MTA, needs to be maintained or enhanced if possible.
Maybe we could have a collaboration with DOT about parking so you can get a card for your car when you come to the facility.	Comment will be shared with DOT.
What is the lighting design layout?	The design team is currently studying the lighting strategy and will utilize street lights and lighting in furnishing elements that are located around the facility. The lighting is intended to promote a sense of safety around the site.
Create separation between lighting posts and trees. Need all streets to feel safe and well lit.	All street trees and lighting elements follow the necessary guidelines set fourth by the NYC Parks Department to allow for a safe, well-lit streetscape.
Love the paving pattern.	Thank you!
We should introduce porous surfaces, in paving sidewalk or along the cobble areas.	Porous paving is proposed around all the streetscape planting areas.
Loved the use of different porous pavements and water movement.	Porous paving is proposed around all the streetscape planting areas.
How will lighting in the open space be day/night? Where will light pole be placed in relation with trees?	All street trees and lighting elements follow the necessary guidelines set forth by the NYC Parks Department to allow for a safe, well-lit streetscape.
Can we have tables along with seating in some of the areas?	The design team is looking at incorporating tables into the streetscape design.
Can we increase the porous paving around the site?	Porous paving is proposed around all the streetscape planting areas.
We like how the landscape is integrated with seating and gathering space.	Thank you!
How are you going to keep the vehicles and electric bikes out of the sidewalk?	The site's security design promotes a perimeter of vehicular barrier elements to protect pedestrians from cars and trucks. Electric bikes are not permitted on the sidewalk.
Most parts of downtown Brooklyn has sidewalks where people can't freely move. Maybe we can just need wider sidewalks.	The design team is continuing to look at ways to increase clear widths for walking along the sidewalks.
If you are to extend the sidewalk what are you cutting into?	The sidewalk extension in some areas are in areas of on-street parking along Boerum Place and Smith Street.
How will Ebikes and mopeds will stay out of the space?	Electric bikes are not permitted on the sidewalk.
Wider sidewalk on Atlantic Ave.	The design for Atlantic Avenue ensures a clear walkway width of 12' minimum.
Benches instead of bollards is a good approach. "Make it inviting and people will come".	Thank you!
Activate the corners to have more public space.	The design team is continuing to look at ways to activate the corners at each intersection around the facility. For instance, the corner of Boerum Place and Atlantic Avenue is next to the public plaza. The corner of Boerum Place and State Street is next to the staff pedestrian entrance. The corner of State Street and Smith Street is near a bike rack. The corner of Smith Street and Atlantic Avenue is next to the main community space entrance.
Add water element to the streetscape.	A water element is not being considered due to maintenance concerns.
Elevated planting can go near subway vents along Smith Street.	The design team is looking at the example planting areas and making modifications to the site streetscape design to incorporate more understory plantings.
Explain the logistics of the sally port.	People in custody will be brought by DOC via buses that enter and exit the facility through an enclosed sally port that is contained within the building and screened from the public street by doors. People in custody will be brought from the facility to the courthouse via an elevator that connects to the underground tunnel. All operations will be managed within the facility and will not be visible to the public. NYPD operations will continue to be managed at the courthouse. NYPD will permanently take over the DOC's interim vehicle sally port in the courthouse once the new jail is built and will have full use of the sally port for loading and unloading detainees. This sally port already has an ADA path of travel into the courthouse. Under the NYPD, to the greatest extent possible, individuals will not be walked down into the sally port from the street.
How does parking work for visitors, pedestrians?	Due to security requirements, only authorized City vehicles can park within the facility. The addition to the site of 100 parking spaces for authorized City vehicles will alleviate the use of parking placards and street parking around the site. The site is also accessible by public transit and 21 public parking garages are available within an approximate quarter-mile of the site. Approximately 30-45% of spaces within the parking study area are utilized daily, leaving a residual supply of approximately 2,000 available parking spaces. The project requirements state that existing public infrastructure, including MTA, needs to be maintained or enhanced if possible.

COMMENT	RESPONSE
Can some of the seating face the nature rather than away from it?	Yes, the design team designed the plaza and some streetscape seating areas to face pockets of nature including robust areas of planting under shade trees.
Historically there was a huge issue of police and DOC vehicles parking ON the sidewalks on the north side of State Street, and walking detainees along the sidewalk to the courthouse. This is still happening right now in the interim sallyport - officers are stopping alongside the sallyport, in the middle of State Street, and walking detainees on foot into the sallyport. With the entire south side of State Street protected by landscaping and bollards in these designs, it seems to invite these vehicles to do continue to use the north side as excess parking area. Yes, I am aware of the 100 parking spots below ground in the facility. The community hasn't seen anything that shows this will be enough to address the amount of cars that actually need to park here on a daily basis. There was also mention of widening the Boerum Place side sidewalks, which will take away some street parking	Due to security requirements, only authorized City vehicles can park within the facility. The addition to the site of 100 parking spaces for authorized City vehicles will alleviate the use of parking placards and street parking around the site. The site is also accessible by public transit and 21 public parking garages are available within an approximate quarter-mile of the site. Approximately 30-45% of spaces within the parking study area are utilized daily, leaving a residual supply of approximately 2,000 available parking spaces. The project requirements state that existing public infrastructure, including MTA, needs to be maintained or enhanced if possible. The increased sidewalk width is required to support a facility of this scale to help promote safer pedestrian access around the site.
Where will the garage entrance be? Hopefully away from residential and in a good traffic pattern. Is there a need for other outside parking somewhere else in area?	The garage entrance is located on State Street. Due to security requirements, only authorized City vehicles can park within the facility. The addition to the site of 100 parking spaces for authorized City vehicles will alleviate the use of parking placards and street parking around the site. The site is also accessible by public transit and 21 public parking garages are available within an approximate quarter-mile of the site. Approximately 30-45% of spaces within the parking study area are utilized daily, leaving a residual supply of approximately 2,000 available parking spaces. The project requirements state that existing public infrastructure, including MTA, needs to be
We were told that a parking lane would be taken from Smith Street. Has this effect been fully studied?	Yes, in order to maintain uninterrupted traffic along Smith Street during construction, the parking lane and one drive lane will need to temporarily close for construction deliveries and staging. Upon completion, only the drive lane will re-open, and a wider sidewalk will prioritize cars over people, providing a safer, more accommodating sidewalk width that supports the flows of pedestrian traffic along Smith Street.
I agree that trees and seating as protective barriers will make the space around the jail more attractive. I do not see this as a community attraction, but as a space to accommodate staff, support people, families visiting. As such it should be welcoming. Maintenance of this outdoor space will be important. The park under the bridge does it well. It would be important to have quality trees and planting and to have them maintained in an exemplary way. The standards and work ethic in this park are exceptional.	The design team will take into consideration while refining the planting design selecting native and low-maintenance species.
Is 100 underground parking spaces adequate and how does this traffic flow? How is the intake and transfer to court provided for. It is important that this is not a part of the community experience. I was told there would be underground transfer space but would like to understand the intake provision. I often see people in handcuffs on State Street.	People in custody will be brought by DOC via buses that enter and exit the facility through an enclosed sally port that is contained within the building and screened from the public street by doors. People in custody will be brought from the facility to the courthouse via an elevator that connects to the underground tunnel. All operations will be managed within the facility and will not be visible to the public. NYPD operations will continue to be managed at the courthouse. NYPD will permanently take over the DOC's interim vehicle sally port in the courthouse once the new jail is built and will have full use of the sally port for loading and unloading detainees. This sally port already has an ADA path of travel into the courthouse. Under the NYPD, to the greatest extent possible, individuals will not be walked down into the sally port from the street.
Please explain to me why it is a good and safe idea to have a jail in a neighborhood? I truly do not understand why we want people who have committed a crime to be around our children, near schools, hotels and businesses. If I had friends coming to visit, do you think I would tell them to stay at the " NU Hotel," right near a jail? I will not plan on taking my nieces and nephews to the New York City Transit Museum ever again. You are going to ruin this part of Brooklyn with this terrible idea.	This widely supported plan intends to rethink the current function of jail, to maximize public safety and improve the communities most effected by the justice system. There has been a high-rise jail located on this site since the 1950s. The majority of people who will be housed in custody in this facility are awaiting trial and have not yet been convicted.
We don't need more jail, we need more housing and more justice. How will this facility support people with addiction issues? How will this facility support people with medical and mental health issues? How will this facility provide dignity to those contained within it, and insure that their Constitutional rights and presumption of innocence are protected? How will this building support its own obsolescence, by reducing the well-studied conditions that lead to crime? We don't need more cops and jails, we need to fund and implement the solutions that we know work: housing, education, universal health care, job support, UBI and child care.	The facility design is based in principles of dignity, respect and rehabilitation. The facility will include programming for education, vocational training, counselling and horticulture. All housing units include access to mental and medical health care providers. Every floor will include space for treatment in addition to the main clinic. Please visit our website for more information about the City's vision and goals for the Borough-Based Jails Program: https://rikers.cityofnewyork.us/

COMMENT	RESPONSE
<p>It seems as though all this is an effort to "pretty-fy" what is, essentially a bad idea- namely to create a large capacity holding pen for people charged with crimes. This will not lead to better understanding of the problems leading to jail time in NYC, nor help the community like having such an elephant in its mix, or produce less bureaucratic treatment or more humane treatment of detainees. You can't really mask what is going on here. Can we ever see better solutions than this? Is there criminal justice progress we could better make?</p>	<p>The Adams Administration has incorporated various decarceration initiatives into their plan to close Rikers to safely decarcerate and provide justice-involved individuals services that reduce the likelihood of re-arrest and reincarceration.</p> <p>Through the Community Justice Reentry Network, justice-involved individuals being released from Rikers receive discharge planning and connections to providers' services in the community. In addition, MOCJ's unique transitional housing program assists the city in keeping the jail population low by providing formerly justice involved people pathways to permanent housing.</p> <p>MOCJ providers also provide services mandated by judges in court instead of a jail or prison sentence, called Alternatives to Detention (ATDs) and Alternatives to Incarceration (ATIs). Similarly, our supervised release program is a court-mandated supervision program that works with participants to ensure their return to court while offering voluntary services & referrals (such as employment, mental health, and other social services).</p> <p>In addition, in October 2023, MOCJ began our case processing initiative which assists prosecutors, defenders, the courts and parties resolve challenges to ensure cases move towards appropriate resolution as quickly as is possible or reasonable. The initiative will expand citywide in the summer of 2024.</p>
<p>With all of the bollards and landscaping on State alongside the facility, how will you deter police and DOC vehicles from parking on the sidewalk across the street? Sallyports were not used as intended in the current facility and the interim sallyport is the same. Detainees are currently being transferred on the street/sidewalk in many cases. I am aware of the 100 underground parking spots but we have seen nothing to indicate this is enough parking for the anticipated daily volume of cars.</p>	<p>This comment has been shared with DOC and NYPD</p> <p>Regarding the sally port operations:</p> <p>People in custody will be brought by DOC via buses that enter and exit the facility through an enclosed sally port that is contained within the building and screened from the public street by doors. People in custody will be brought from the facility to the courthouse via an elevator that connects to the underground tunnel. All operations will be managed within the facility and will not be visible to the public.</p> <p>NYPD operations will continue to be managed at the courthouse. NYPD will permanently take over the DOC's interim vehicle sally port in the courthouse once the new jail is built and will have full use of the sally port for loading and unloading detainees. This sally port already has an ADA path of travel into the courthouse. Under the NYPD, to the greatest extent possible, individuals will not be walked down into the sally port from the street.</p> <p>Regarding parking concerns: Due to security requirements, only authorized City vehicles can park within the facility. The addition to the site of 100 parking spaces for authorized City vehicles will alleviate the use of parking placards and street parking around the site. The site is also accessible by public transit and 21 public parking garages are available within an approximate quarter-mile of the site. Approximately 30-45% of spaces within the parking study area are utilized daily, leaving a residual supply of approximately 2,000 available parking spaces. The project requirements state that existing public infrastructure, including MTA, needs to be maintained or enhanced if possible.</p>
<p>Less jailing, more housing please.</p>	<p>The Adams administration is committed to building more housing to mitigate the housing crisis. However, as the Mayor has stated, we cannot do this alone. We need help from Albany. The Mayor will continue to work with our State partners to develop and advocate for proposals that would stimulate the building of additional affordable housing units.</p> <p>In recognition of the additional hurdle the justice-involved face in obtaining housing, MOCJ has been funded for 950 transitional housing beds. These housing units are run by four providers which provide services to justice-involved individuals to stabilize them in their communities. Services include connections for substance use treatment, mental, behavioral, and physical health care, paid transitional employment, as well as assistance finding permanent housing. Transitional housing provides individuals with a safe, supportive environment in which to live as they participate in services to reduce their likelihood of re-arrest and/or reincarceration.</p>

WHAT WE HEARD - ARCHITECTURE



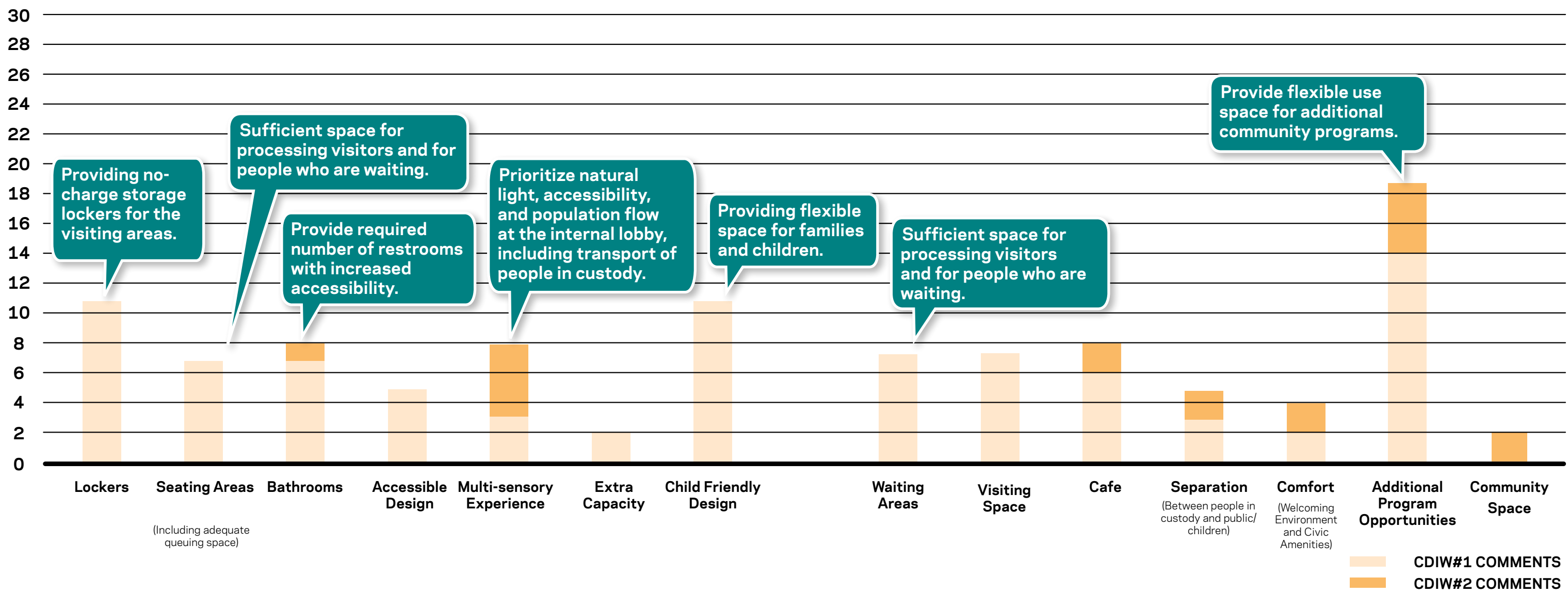
Number of community comments from September 7, 2023 and October 2, 2023 Workshop and Online Portal.

BBJBK DESIGN WORKSHOP #2 COMMUNITY COMMENTS

COMMENT	RESPONSE
ARCHITECTURE	
Sustainable Materials?	The Facility will seek LEED Gold certification for sustainability. Materials for the building are evaluated through the certification and the design will comply to the requirements.
Which side will residents come in on?	Visitors will enter the Facility through the main entrance located off the plaza on the corner of Boerum Place and Atlantic Avenue. This entrance will lead to a public lobby for the visitors. People in custody will enter the Facility through a secure entrance which is separate from the public lobby or staff entrances.
Light from within the Facility causes light pollution for adjacent neighbors, especially during events when internal lights are flashed.	The design team is studying the window design and treatments to consider visual privacy and impact on the surrounding neighborhood. Lights in the dayrooms will not be on 24/7, and lower light levels will be used in the housing units at night. In non-custody areas, motion-sensor lighting will be used so that lights are off when rooms are not in use.
The building massing corners on both ends of Atlantic Avenue should be open, especially the corner of Smith Street and Atlantic Avenue. Can the building massing be revised to accommodate a small plaza on the east?	Plaza space has been provided along Atlantic Avenue and Smith Street close to the east end of the building.
Bird mitigation for ledges?	The ledges are designed to discourage birds from perching by adjusting the angle of any protruding horizontal component.
Overshadowing? (53 Boerum Resident) ULURP (Uniform Land Use Review Process)	Shadow studies were undertaken during the ULURP process which determined the maximum envelope permitted for the Facility. The proposed design is smaller than the maximum permitted envelope.
Can more translucent material be used to allow light through? (53 Boerum Resident)	The building includes areas with both translucent and clear glass, depending on the use behind it, to maximize the amount of natural light in the Facility.
What is the name and logo of the facility?	The name and logo for the new facility will be determined at a future date.
Where do visitors come in?	Visitors will enter the Facility through the main entrance located off the plaza on the corner of Boerum Place and Atlantic Avenue. This entrance will lead to a public lobby for the visitors.
Public Art?	This project is participating in the New York City Percent for Art Program.
Canopy feels intimidating because sharp, large, size, Color = how to better reflect brownstones? Maybe needs more detail to soften. Brownstones usually set back 15ft = this building feels more imposing. More detailing at human scale/close to ground where people actually walk and interact. See their surrounding -- do more views to illustrate eye level experience	We have refined the design of the canopy, especially to include wood look material and integrated lighting to make the space welcoming. Additionally, we have modified the profile of the canopy. The proposed Facility massing is smaller than the maximum permitted ULURP envelope. Furthermore, the building includes additional setbacks that break down the scale. We have included additional street level views to illustrate street level experience.
Color Scheme?	The materials and colors selection process is in preliminary stage. The warm colors of panels continue to reinforce connection to surrounding context.
Construction Frame shorter because Reduced parking? When does construction begin?	The construction schedule and budget factors in the reduced parking. We anticipate Brooklyn's construction to begin in the second half of 2024 and to complete in 2029.
Demolition has already taken a long time	Dismantle is anticipated to be complete in Spring 2024.
Sustainable Energy?	The Facility will seek LEED Gold certification for sustainability.
Annual Cost saving?	This is being assessed by the City.
Solar Panels?	Photovoltaic panels will be installed within the Facility.
Are facility and community entrances separate?	Visitors will enter the Facility through the main entrance located off the plaza on the corner of Boerum Place and Atlantic Avenue. This entrance will lead to a public lobby for the visitors. People in custody will enter the Facility through a secure entrance which is separate from the public lobby or staff entrances.

COMMENT	RESPONSE
We might not want to hang out in the area near the lobby. Why not create some public space near Smith Street?	The design includes streetscape improvements on all sides of the building including integrated seating to allow for social gathering of different types.
Very nice use of different materials.	Thank you.
What kind of community uses? Permanent use?	There is 30,000 s.f. of dedicated community space that is currently undefined. The use of the community space will be determined at a later time with input from the community.
It is important that this building fit into a neighborhood which is historic, well maintained and full of life. It should not overwhelm, darken, be too massive. It should not feel institutional. Its architecture should be something that tastefully goes into the future. Can the vertical elements and the "shelves" be maintained well and is this a lasting style. I was happy that this building would be LEED gold. I would love to see it have surface plantings. This can be very beautiful and humanizing.	The proposed Facility massing is smaller than the maximum permitted ULURP envelope. Furthermore, the building includes additional setbacks that break down the scale. The design of the exterior has been carefully considered to be sympathetic to the surroundings and to become a civic asset. It interprets the language of the surrounding civic buildings. The materiality chosen directly relates to these surrounding buildings as well.
Consider the light coming from the jail windows. There is a facility on Atlantic Ave which has glaring bright light coming all night, sometimes flashing. This amount of light cannot be healthy for residents of the space and is certainly a negative for the people living within its reach. We live on State Street but have this light flooding into our bedrooms all night. When I asked about the light and how it would affect the neighboring residents, I was told it would be looked into as if had not yet been a consideration.	The design team is studying the window design and treatments to consider visual privacy and impact on the surrounding neighborhood. Lights in the dayrooms will not be on 24/7, lower light levels will be used in the housing units at night. In non-custody areas, motion-sensor lighting will be used so that lights are off when rooms are not in use.

WHAT WE HEARD - INTERIOR PUBLIC SPACE



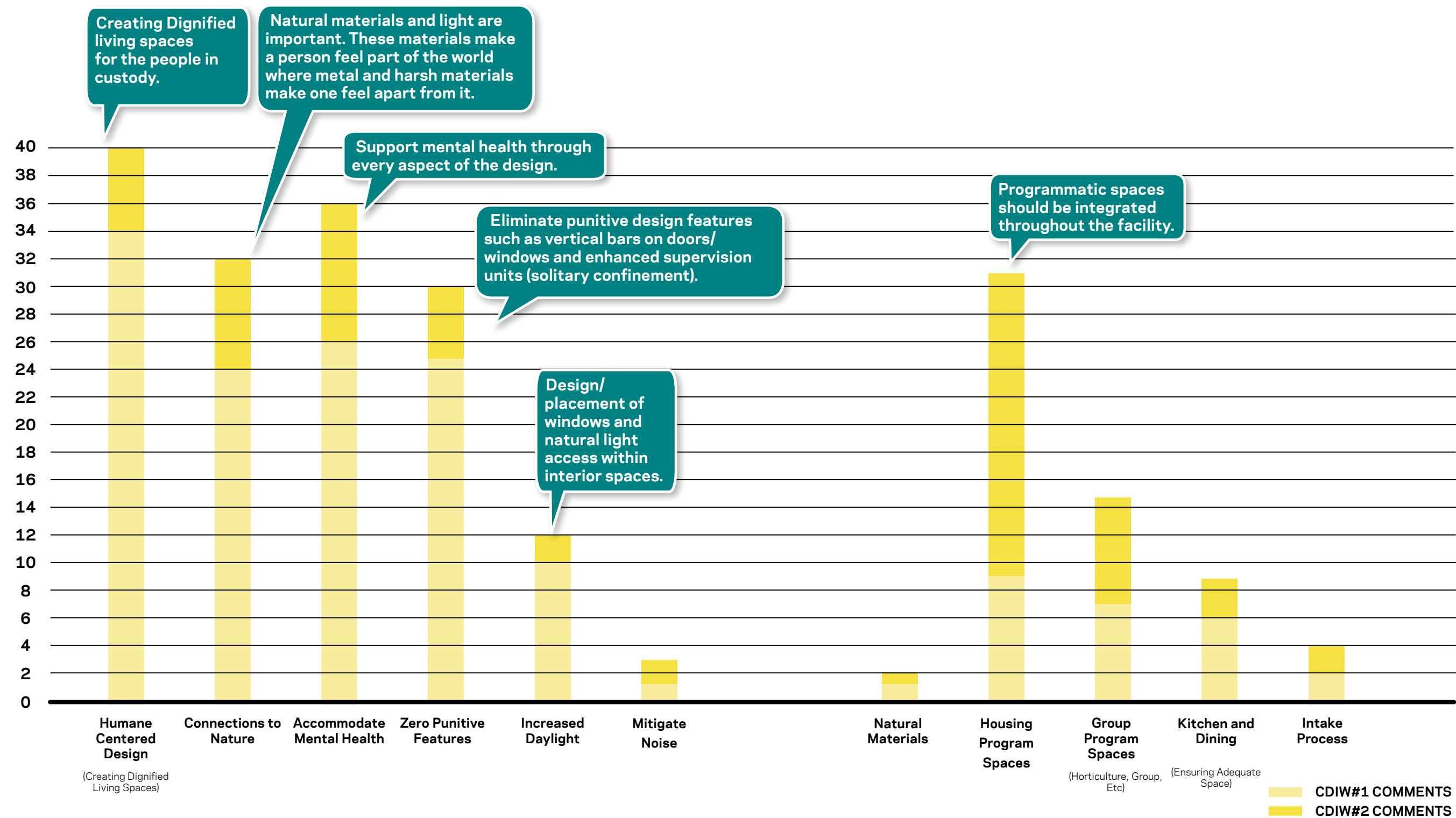
Number of community comments from September 7, 2023 and October 2, 2023 Workshop and Online Portal.

BBJBK DESIGN WORKSHOP #2 COMMUNITY COMMENTS

COMMENT	RESPONSE
INTERIOR PUBLIC SPACE	
Welcoming entrance for staff and visitors	A generous indoor lobby is being designed to be calming and include warm materials to create a positive human experience.
How is prioritization of who has access to community space determined? Will it be for justice-impacted folks?	There is 30,000 s.f. of dedicated community space that is currently undefined. The use of the community space will be determined at a later time with input from the community.
Will there be a designated area that separates children in different age groups? For example, keeping the teens separate from younger children.	Each person in custody will have their own cell, which includes a separate sink and toilet.
Will there be specialized programs available for early childhood/older kids and getting neighborhood schools involved?	The facility will include 30,000 s.f. of dedicated community space that is currently undefined. The use of the community space will be determined at a later time with input from the community.
Why are we not seeing any renderings of what the indoor spaces are going to look like?	View of interior spaces will be included in Workshop #3.
What will be the living conditions for the people in custody?	Each person in custody will have their own cell and access to dayrooms and outdoor areas. Additionally, they will have direct access to programs in their housing unit. In addition, the Facility will include a wide variety of programming, including horticulture program, culinary arts program, vocational training, library, gymnasium, chapel, and medical facilities.
Will they have windows?	Windows will be provided in every cell and all dayrooms and recreation areas will have natural light.
Will people in custody be able to look outside from their cells?	Yes, each cell will have exterior views
IMPRESSIVE PRESENTATION	Thank you
How will the community space be maintained?	The facility will include 30,000 s.f. of dedicated community space that is currently undefined. The use and maintenance of the community space will be determined at a later time with input from the community.
Will there be toilets in the cells?	Yes, there will be a toilet in each cell.
Concerns regarding people in custody passing each other contraband in outdoor areas.	All outdoor areas will be supervised by staff
There are mesh security concerns, like the appearance of the mesh (color, thickness).	An architectural mesh with a warm color is proposed on the outside of the recreation areas to mitigate any security look.
Who can access the community space?	The facility will include 30,000 s.f. of dedicated community space that is currently undefined. The use of the community space will be determined at a later time with input from the community.
Are there different options for people with neuro diversity, such as spaces with sensory reduction?	The Facility will have internal spaces with neurodiversity in mind. This includes providing different seating options, lighting strategies that create a calming glow, purposely placed artwork for moments of distraction/respite, varying textures, and warming earth tones as an overall base material palate.
How will different organizations be able to utilize the public space?	The facility will include 30,000 s.f. of dedicated community space that is currently undefined. The use of the community space will be determined at a later time with input from the community.
Will people in custody have access to see residents from the next building, or anything across the street?	The design team is studying the window design and treatments to consider visual privacy and impact on the surrounding neighborhood.
Who will maintain the vending machines if they break? Because sometimes when you're visiting people in custody and you want to buy something from the vending machine, most of the time they don't work.	DOC contracts with a 3rd party to provide vending machine services and that party is responsible for maintaining the machines.
Will there be a cafeteria, or a coffee machine in the public lobby?	Vending machines will be provided

COMMENT	RESPONSE
How will people with visual impairment be able to navigate through the space?	The building is designed to be fully ADA compliant. This includes cane detection, no obtruding objects, clear circulation, braille, and natural wayfinding strategies.
Is there pet therapy for people who have visual impairment?	Space has been allocated in the facility for a pet therapy program to be implemented and will be available for individuals in custody.
Getting neighborhood schools involved, will there be programs available?	The facility will include 30,000 s.f. of dedicated community space that is currently undefined. The use of the community space will be determined at a later time with input from the community.
Indoor images/rendering concerns: want to see!	Renderings will be availble for next workshop
Will there be specialized spaces for programs for early childhood and older kids.	The facility will include 30,000 s.f. of dedicated community space that is currently undefined. The use of the community space will be determined at a later time with input from the community.
What are the living conditions for people in custody? Window size for outside views. Will people in custody have accessibility to look outside?	Window size is being studied and all cells will have views to the outdoors
Connection between lobby and community space and sidewalk	There will be no connections from the main lobby to the community space
Will there be different categories for young children vs for teens because you don't want pre-k kids in the same space as teens.	Separate spaces are included for children and teens both in the lobby and visiting areas. There will be areas catered towards younger children and more charging areas for teens to bring their own devices.
Impressed.	Thank you
How will community spaces be maintained?	The facility will include 30,000 s.f. of dedicated community space that is currently undefined. The use of the community space will be determined at a later time with input from the community.
Toilets in each cell? (No)	Yes, there will be a toilet in each cell.
Outdoor recreation activities? Mesh concerns (security). Softening appearance of mesh.	An architectural mesh with a warm color is proposed on the outside of the recreation areas to mitigate any security look.
Who can access the community space?	The facility will include 30,000 s.f. of dedicated community space that is currently undefined. The use of the community space will be determined at a later time with input from the community.
Are there different options for people with neuro diversity, such as spaces with sensory reduction?	The Facility will have internal spaces with neurodiversity in mind. This includes providing different seating options, lighting strategies that create a calming glow, purposely placed artwork for moments of distraction/respite, varying textures, and warming earth tones as an overall base material palate.
How will different organizations be able to utilize the public space?	The facility will include 30,000 s.f. of dedicated community space that is currently undefined. The use of the community space will be determined at a later time with input from the community.
Who will maintain vending machines if they break?	DOC contracts with a 3rd party to provide vending machine services and that party is responsible for maintaining the machines.
Pet therapy for people who have visual impairment?	Space has been allocated in the facility for a pet therapy program to be implemented and will be available for individuals in custody.

WHAT WE HEARD - INTERIOR SPACE



Number of community comments from September 7, 2023 and October 2, 2023 Workshop and Online Portal.

BBJBK DESIGN WORKSHOP #2 COMMUNITY COMMENTS

COMMENT	RESPONSE
INTERIOR SPACE	
Where is the horticulture program?	The horticultural program is located on one of the roof quads.
Thank you for being thoughtful in your consideration of surrounding neighbors' privacy.	Thank you!
All housing units are currently designed to be single cell which is great for privacy and security reasons but the designs should include at least two dormitory style housing units. Dorms should be included as an option for incarcerated individuals who have chronic health concerns or mental health concerns.	All housing will be in single cells to foster a sense of privacy and security. Use of light, windows, normalized furnishings, and other strategies are being utilized to create a humane environment and improve the well-being of people in custody.
I was on Rikers; institutional colors (green) have to change because they activate those memories/negative experiences.	Color selections are being reviewed. The intent of the color is to providing a calming and therapeutic environment for the occupants.
Dark blue is also an institutional color, pink as well.	Color selections are being reviewed. The intent of the color is to providing a calming and therapeutic environment for the occupants.
Is the top open? To the air?	The horticulture program will be open to the air but does include a security mesh.
Implications of the 10/18 CB meeting being so close, how will we incorporate interior changes?	Interior spaces will be shared with the community in Workshop #3. There will be additional meetings with Community Board 2 and the Public Design Commission as the design develops.
How large is horticulture space?	The size of the horticulture space is approximately 1400 square feet.
Timeline for shutting down Rikers?	Mayor Adams supports closing Rikers Island under a plan that ensures the dignity, safety, and care for all justice-involved New Yorkers. It is important to mention that the COVID-19 pandemic had wide-ranging impacts on the criminal justice system and jail system in New York City — disrupting court operations, increasing the time to trial, and extending the length of stay for persons in custody — all of which has led to a substantial increase in the jail population on Rikers Island. The pandemic also caused significant issues and delays with the previous administration's plans to issue requests for proposals and implement the design-phase of the borough-based jails plan, as well as brought construction projects to a halt while causing costs to skyrocket. That is why the Mayor was encouraged to see the Independent Commission on Criminal Justice and Incarceration Reform be reconvened, recognizing the need to reassess the current plan and offering to help develop new recommendations for how New York City can best move forward to close Rikers Island. This administration's commitment to the success of our jail system is unwavering, but we also have taken stock of the reality of how this once-in-a-generation pandemic impacted the original timeline for the implementation of the borough-based jail plan. The answer is not to ignore reality or compromise public safety, but to work together to find solutions.
No live greenery in housing, biophilia will be incorporated into housing.	Live plantings can not be provided in interior spaces. Biophilic colors and art are being studied.
Are you dimensioning number of double stack housing units?	Yes, they will be dimensioned.
How do the double tier units work?	The double tier units have single cells on two levels, connected by two stairwells.
Horticulture space is for 80 people?	The size of the horticulture space is approximately 1400 square feet and can fit up to 36 people.
Where is the security control center?	The security control center is located within the secure perimeter of the Facility.
Other than the horticulture, are there any other large outdoor spaces?	Outdoor recreation areas with natural ventilation are provided for all housing units. Staff Dining will also have an outdoor dining area which will be open to air and views.

COMMENT	RESPONSE
This recreational space is not what I would describe as an outdoor space; are there any ways we can consider access to the environment (like an occupied roof?)	The rooftop is occupied by a 1400 square foot horticulture program, as well as mechanical equipment and other building functions. There are outdoor recreation areas in each housing unit that provide access to the elements.
Recreational space does have fresh air, but it isn't completely open.	Recreation areas are open on two sides and are provided at every housing unit.
If you had single tiers, how many people? Is there any way to reduce the number of double units? From a CO perspective, there are many safety concerns because you cannot see what's happening.	All housing will be in single cells to foster a sense of privacy and security. Required bed count and site constraints require that some number of units be configured as two-tiered. The team is developing designs that will make these spaces as safe, normalized and humane as possible. We will use the additional height in the space to provide enhanced daylighting into the unit.
The point of this facility is to reduce the jailed population, are there any considerations for alternative use?	The civic design of the building may allow for alternative uses in the future based on the City's assessment of needs and resources.
From the ULURP process; its difficult to reutilize this type of facility	The civic design of the building may allow for alternative uses in the future based on the City's assessment of needs and resources.
What other jails have you designed? Is it on your website?	Our team has designed several similar facilities, particularly in the last ten years. Many examples are on our web site at https://www.hok.com/projects/market/justice/
There were only a few double tier illustrated, is the 60% a response to an increase in beds?	All housing will be in single cells to foster a sense of privacy and security. Required bed count and site constraints require that some number of units be configured as two-tiered. The team is developing designs that will make these spaces as safe, normalized and humane as possible. We will use the additional height in the space to provide enhanced daylighting into the unit.
Can you describe the actual conditions inside the cell?	All cells will be single occupancy and include a separate sink and toilet. Cells will be furnished with a bed, a desk, a shelf, and storage bins. All cells include a light over the bed and desk to all the occupants to control lighting in their cell. All cells have a window facing the exterior of the building.
The shower areas, what are those like?	Showers, including those that are ADA-compliant, are provided in all housing units. Each shower has a dressing/drying area just outside the shower itself. Shower doors provide a balance between privacy and security.
In terms of the interior cell spaces, do you have individual lighting and ventilation controls?	Yes
This time we are seeing less images of the interior than before Why? Isn't that part of the feedback process?	Interior views will be shared in Workshop #3.
We would like to see how the living quarters are actually made up.	Interior views will be shared in Workshop #3.
For people with SMI or autism, will there be ability to control blankets, sheets, food plating for those with sensitivities?	The Facility will have internal spaces with neurodiversity in mind. This includes providing different seating options, lighting strategies that create a calming glow, purposely placed artwork for moments of distraction/respite, varying textures, and warming earth tones as an overall base material palate.
Some dormitories should be included in the design. People who are claustrophobic and transitioning back into the communities should have access to open space housing.	All housing will be in single cells to foster a sense of privacy and security. Use of light, windows, normalized furnishings, and other strategies are being utilized to mitigate issues of claustrophobia.

COMMENT	RESPONSE
It is important that this building be distinguished by its attractive exterior. However the quality of its interior will be the true addition to our community. The humane and regenerative quality of the space and care and programs for those living and working within is what will add to our community. I heard at the meeting that the facility would have programs and medical facilities like those at Rikers and know this is not adequate. There should be light in each cell. There should be fresh air spaces. As much as possible there should be garden elements. Cells should have space for personal belongings such as shelves. Pictures of the best prisons I have seen include outside enclosed, internal yards. There should be access to exercise and education and art programs and job training. There should be work available in kitchen, gym, garden. Solitary confinement should not exist. There should be adequate counselors and medical and mental health facilities. There should be enough corrections officers to make the jail experience as positive as possible so that the incarcerated reenter society with skills and hope, having been treated with dignity and interacted positively. The spaces for staff should also be elevated.	<p>The facility design is based in principles of dignity, respect and rehabilitation. The facility will include programming for education, vocational training, counselling and horticulture.</p> <p>All cells will be single occupancy and include a separate sink and toilet. Cells will be furnished with a bed, a desk, a shelf, and storage bins. All cells include a light over the bed and desk to all the occupants to control lighting in their cell. All cells have a window facing the exterior of the building. All housing units include access to mental and medical health care providers. Every floor will include space for treatment in addition to the main clinic.</p> <p>The rooftop is occupied by a 1400 square foot horticulture program. There are outdoor recreation areas in each housing unit that provide access to the elements.</p> <p>The design team is looking to introduce biophilic elements and warm color palates to promote a calming and dignified environment.</p> <p>Please visit our website for more information about the City's vision and goals for the Borough-Based Jails Program: https://rikers.cityofnewyork.us/</p>
Swedish prison cells are particularly good examples and make one aware that natural materials and light are important. These materials make a person feel part of the world where metal and harsh materials make one feel apart from it.	The design team is looking to introduce biophilic elements and warm color palates to promote a calming and dignified environment. Everyone housing cell will have access to natural light through a window facing the exterior of the building. Additionally, all cells include a light over the bed and desk to all the occupants to control lighting in their cell.
Important to make sure that families can visit in a humane way, that children can interact with their parents.	Contact visiting is designed with family visits in mind. The design includes children's play areas in both the lobby and visiting areas, as well as areas designed for older children.
It is important that nutrition be considered to build a healthy lifestyle. Food available at commissary should also contain variety of fresh options.	We are working with the Mayors Office of Food Policy to ensure nutrition is considered in food service programs. Food is prepared in a central kitchen and all dining takes place within the living units. Meals are delivered to each housing unit by cart. Seating is provided in the dayroom for dining.
I have seen posted that we need to have at least 40% of the space for therapeutic spaces for the mentally ill. This is probably not even adequate. This is one of the most crucial pieces to get right. A separate facility would probably be warranted. It seems that for programs to be effective, they would have to be geared to mentally ill and those who are not. This would require a big programming effort which would be great to see in detail.	All housing units include access to mental and medical health care providers. Every housing floor will include space for treatment in addition to the main clinic. The Lippman Commission 2.0 is also evaluating this issue.
Making sure there is space for the right number of corrections officers is important. At Rikers there are not even enough corrections officers to bring clients to meetings with their lawyers. Lawyers wait a couple hours and leave without seeing the person they are defending. This cannot continue to be the case. Having the right numbers of officers should make for a more respectful attitude.	The siting of the Borough-Based Jails allows for people in custody to be housed in their communities for improved access to lawyers, family and friends and more efficient operations for DOC. DOC is currently hiring for more Correction Officers. Please share this link with anyone interested in applying: https://www.nyc.gov/assets/dcas/downloads/pdf/noes/20244301000.pdf
Designs should include at least two dormitory style housing units should be included as an option for incarcerated individuals who have chronic health concerns or mental health concerns (I.e., seizures, claustrophobia)	All housing will be in single cells to foster a sense of privacy and security. Use of light, windows, normalized furnishings, and other strategies are being utilized to mitigate issues of claustrophobia. The design is being coordinated with medical and management staff to ensure no hinderance to getting medical responses.
A truly therapeutic environment must maximize connection and minimize isolation. That includes maximizing window sizes and eliminating bars on windows. There should be no consideration for making windows smaller.	One of the goals of the BBJ Program has always been that every housing cell has access to natural light through a window to the building exterior. The size of the window significant exceeds the minimum 8 square foot window required by law. Additionally, the cells are intended to promote a normative environment. For instance, all cells include a light over the bed and desk to all the occupants to control lighting in their cell.

COMMENT	RESPONSE
there should be no showers in locked spaces - these can and have been inappropriately used for isolation and have had deadly results. Additionally, ESH units (Enhanced Supervision Housing). This is the term DOC uses for solitary confinement, Decontamination showers. These are showers with cages around them, which are used as informal solitary confinement and create a particular risk for suicide Double-tier units - which have a mezzanine level with a railing - especially in therapeutic housing. A person died in a mental health housing unit earlier this year by jumping or falling from the mezzanine. Bars of any type! “Bubble” which officers sit in. ESU spaces (Emergency Services Units). These units operate as a riot squad for the jails, and a federal monitor has said they are overused and often escalate violence instead of stemming it.	<p>The City does not practice solitary confinement in accordance with the HALT Act. The Facility is being designed to create a therapeutic environment. All furnishings within the Facility are being designed to prevent individuals from self-harm or suicide by reducing or removing the possibility of individuals using ligatures to inflict self harm.</p> <p>Showers, including those that are ADA-compliant, are provided in all housing units. Each shower has a dressing/drying area just outside the shower itself. Shower doors provide a balance between privacy and security.</p>