

**AIR, NOISE AND VIBRATION  
MONTHLY MONITORING REPORT  
Number 002**

Prepared By:  
Gramercy Group Inc.

<b>DDC Project ID:</b>	<b>BBJ M DSS</b>	<b>Period Start:</b> 9/01/22 <b>End</b> 9/30/22
<b>Project Name:</b>	NYC Borough Based Jails System - Manhattan Dismantle and Swing Space	
<b>DDC Pin No.:</b>	8502021CR0004P-06P	

**1) Community Air Monitoring Monthly Status Summary**

TWA – 15 Minute  
ug/m<sup>3</sup>- 100 Action – 150 Stop work

Number of Workdays in a Month	Number of Air Monitoring Days in a Month	Number of Days with Dust Concentrations above Action Concentrations by Month (100 ug/m <sup>3</sup> 15 minute TWA)	Comments
22	30	0	Air monitoring was continued throughout everyday of the month even on weekends when no work was being performed. No exceedances were noted.

**Community Air Monitoring Monthly Excursions and Corrective Actions**

Action Level = 100 ug/m<sup>3</sup> 15 minute TWA above background concentration  
Stop Work Level = 150 ug/m<sup>3</sup> 15 minute TWA above background concentration

Date: Time	Maximum Dust Reading Before Corrective Action 15 Minute TWA (ug/m <sup>3</sup> )	Maximum Dust Reading After Corrective Action 15 Minute TWA (ug/m <sup>3</sup> )	Corrective Action
N/A	N/A	N/A	N/A

**Narrative Summary of Air Monitoring, Excursions and Corrective Actions:**

*In September 2022, construction-related levels of Particulate Matter (PM) PM10 did not surpass Daily Permissible Exposure Limits (PEL) as set by federal standards for the 24-hour Time Weighted Average (TWA), or daily value, and did not cause air quality concerns to the public or on-site workers.*

*The contractor, Gramercy Group Inc, in conjunction with the contractor’s environmental specialist, has successfully implemented mitigation techniques at Action Levels as well as Permissible Exposure Limits (15-minute TWA) to suppress construction activity effects on air quality at throughout the Project work-zone.*

**2) Community Noise Monitoring Monthly Summary**

weighted decibels (dBA) level

Number of Workdays in a Month	Number of Noise Monitoring Days in a Month	Number of Days with Noise Levels above Action Levels by Month	Comments
22	30	0	Noise monitoring was continued throughout every day of the month including weekends even when not working. No exceedances were noted.

**Community Noise Monitoring Monthly Excursions and Corrective Actions**

Action Level = 80 dBA  
Stop Work Level = 90 dBA

Date: Time	Maximum Noise Reading before Corrective Action (TBD)	Maximum Noise Reading after Corrective Action (TBD)	Corrective Action
N/A	N/A	N/A	N/A

**Narrative Summary of Noise Monitoring, Excursions and Corrective Actions:**

*Noise Monitoring for the month of September 2022 did not reach warning levels and no alarms were triggered. All construction related activities for the month of September stayed below the warning limit of 80 dBA. No corrective actions needed to be taken as the noise levels did not exceed the limit.*

**3) Community Vibration Monitoring Monthly Summary**

inches per second (in/sec)

Number of Workdays in a Month	Number of Vibration Monitoring Days in a Month	Number of Days with Vibration Levels above Action Levels by Month	Comments
22	30	0	Vibration monitoring was continued throughout everyday of the month including weekends even when not working. No exceedances were noted.

**Community Vibration Monitoring Monthly Excursions and Corrective Actions**

Action Level = 0.5 in/sec

Stop Work Level = 1.0 in/sec

Date: Time	Maximum Vibration Level before Corrective Action (TBD)	Maximum Vibration Level after Corrective Action (TBD)	Corrective Action
N/A	N/A	N/A	N/A

Narrative Summary of Vibration Monitoring, Excursions and Corrective Actions:

*During the Month of September 2022, there was no warning or exceedance during any construction activity. All monitors showed results of vibration being under the warning limit of 0.5 (in/sec), so there was no need for corrective action at this time.*

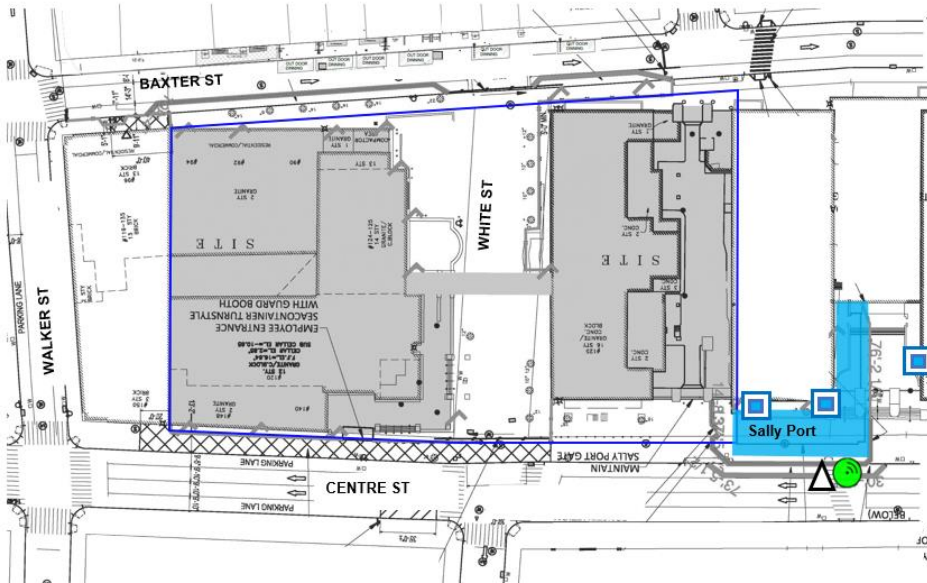
**ATTACHMENTS:**

- 1 – Include Map of Station/Locations
- 2 – Include Data Plots
- 3 – Include Baseline reference

## Map of Monitoring Locations:

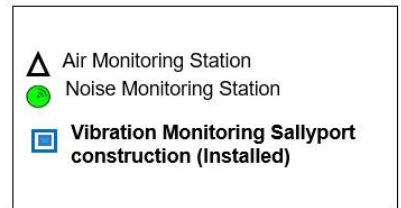
Vibration Monitors R01, R02, & R03.

Air Quality System (AQS) #1

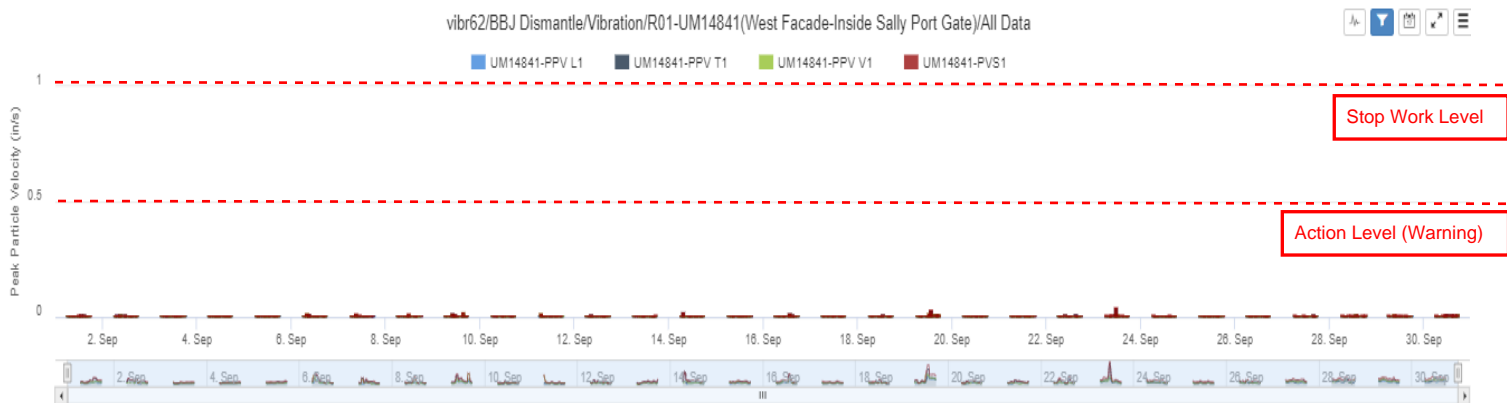


\* Dismantle project vibration, air and noise monitoring devices will be installed by Design-Build team in Phase 2, after sally port construction. A vibration monitoring station will be installed in the Fire house at 87 Lafayette St.

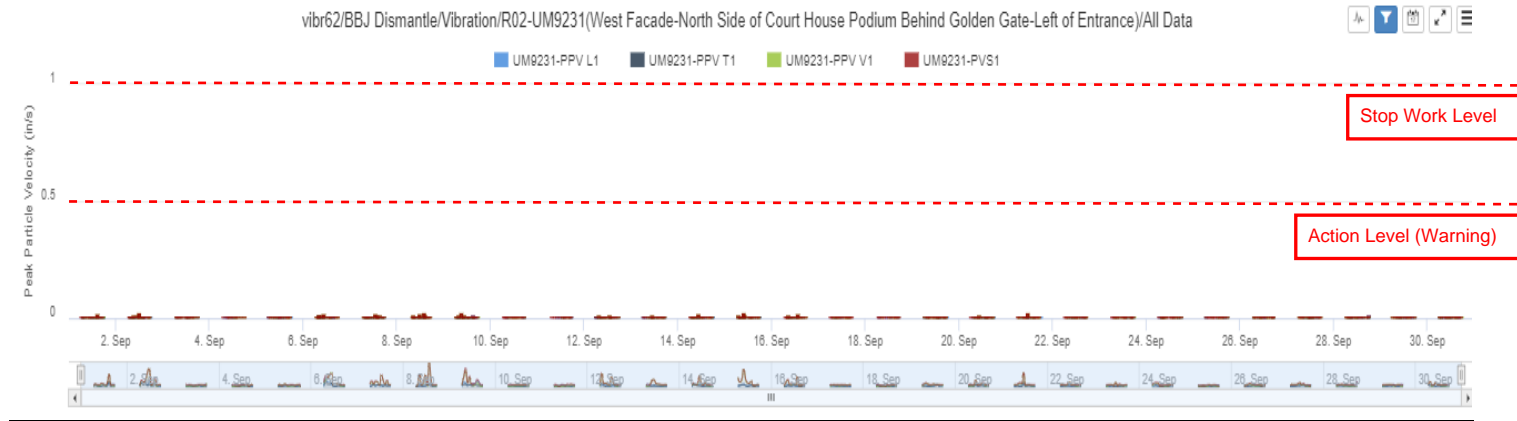
\* The location of monitoring stations presented is referential. Air/Noise Monitoring station located in Sally Port area will be relocated in Phase 2.



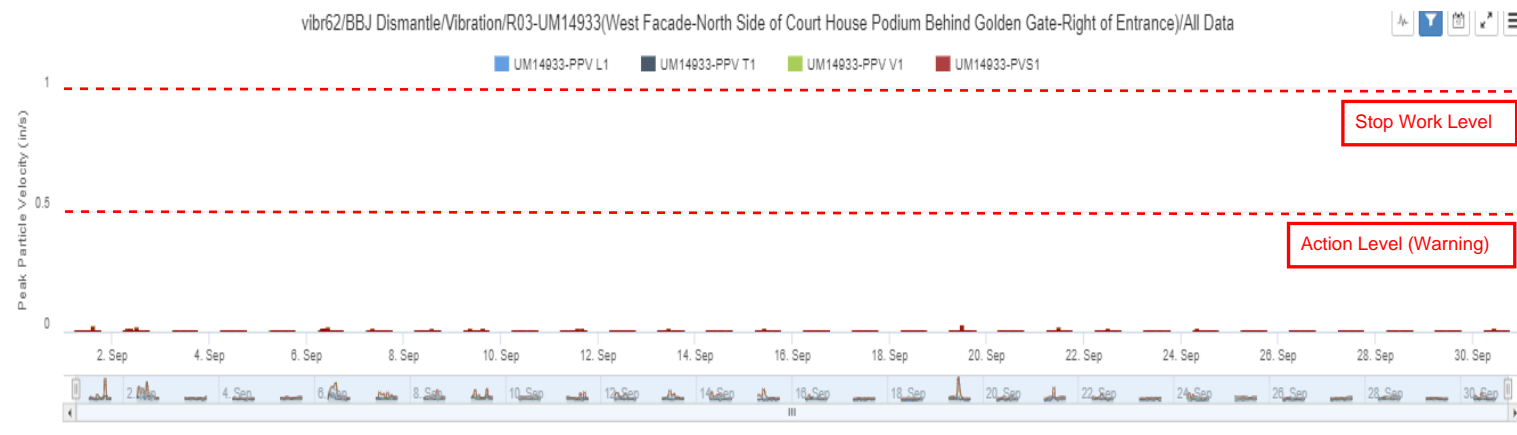
### Vibration Monitor - (R01) September:



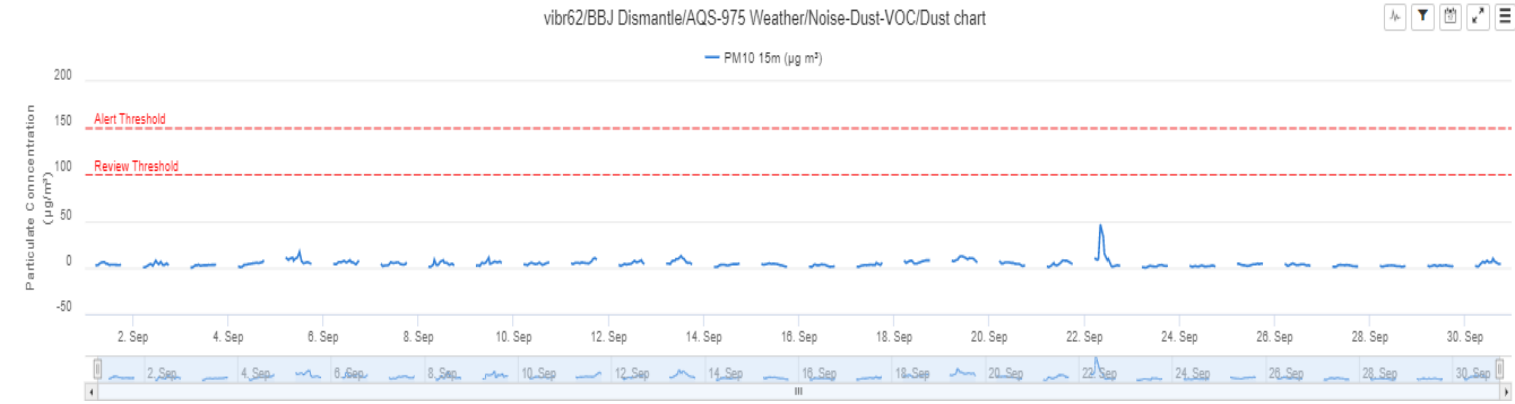
**Vibration Monitor – (R02) September:**



**Vibration Monitor – (R03) September:**



**Air Quality System #1- Dust Monitoring Station - September:**

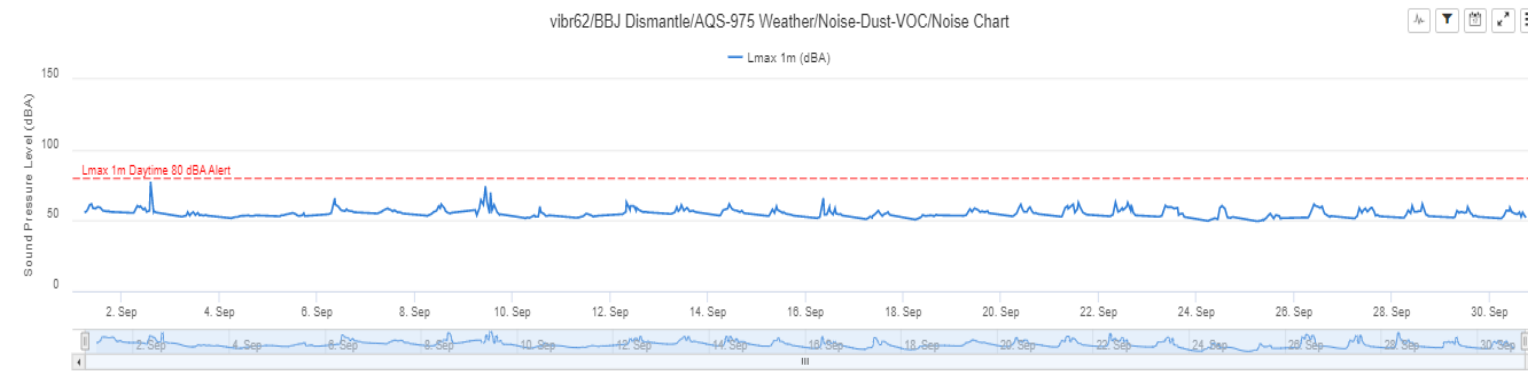


**Dust Monitoring Station Baseline:**



NOTE: The AQS unit was installed on 8/18 where the spike is shown. Since this unit was installed on a Friday our baseline is (8/18-8/22) Highlighted. Zoom for chart clarity.

**Air Quality Systems #1 – Noise Monitoring Station - September:**



**Noise Monitoring Station Baseline:**



NOTE: The AQS unit was installed on 8/18. Our baseline for noise is (8/18-8/22) Highlighted. Lmax (1m) = The maximum reading within 1 Minute of monitoring. Zoom for chart clarity.