

**AIR, NOISE AND VIBRATION
MONTHLY MONITORING REPORT
Number 003**

Prepared By:
Gramercy
Group Inc.

DDC. Project ID:	BBJ M DSS	Period Start: 10/01/22 End 10/31/22
Project Name:	NYC Borough Based Jails System – Manhattan Dismantle and Swing Space	
DDC Pin No.:	8502021CR0004P-06P	

1) Community Air Monitoring Monthly Status Summary

TWA – Time Weighted Average
ug/m³- micrograms per cubic meter

Number of Workdays in a Month	Number of Air Monitoring Days in a Month	Number of Days with Dust Concentrations above Action Concentrations by Month (100 ug/m ³ 15 minute TWA)	Comments
21	31	0	Air monitoring was continued throughout everyday of the month even on weekends when no work was being performed. No exceedances were noted.

Community Air Monitoring Excursions and Corrective Actions

Action Concentration = 100 ug/m³ 15 minute TWA above background concentration
Stop Work Concentration = 150 ug/m³ 15 minute TWA above background concentration

Date: Time	Maximum Dust Reading Before Corrective Action 15 Minute TWA (ug/m ³)	Maximum Dust Reading After Corrective Action 15 Minute TWA (ug/m ³)	Corrective Action
N/A	N/A	N/A	N/A

Narrative Summary of Air Monitoring, Excursions and Corrective Actions:

In October 2022, construction-related levels of Particulate Matter (PM) PM10 did not surpass Daily Permissible Exposure Limits (PEL) as set by federal standards for the 24-hour Time Weighted Average (TWA), or daily value, and did not cause air quality concerns to the public or on-site workers.

The contractor, Gramercy Group Inc, in conjunction with the contractor's environmental specialist, has successfully implemented mitigation techniques at Action Level as well as Permissible Exposure Limits (15-Minute TWA) to suppress construction activity effects on air quality throughout the project work-zone.

2) Community Noise Monitoring Monthly Summary

Weighted decibels (dBA) level

Number of Workdays in a Month	Number of Noise Monitoring Days in a Month	Number of Days with Noise Levels above Action Levels by Month	Comments
21	31	0	Noise monitoring was continued throughout everyday of the month including weekends even when not working. No exceedances were noted.

Community Noise Monitoring Excursions and Corrective Actions

Action Level = 80 dBA
Stop Work Level = 90 dBA

Date: Time	Maximum Noise Reading before Corrective Action (dBA)	Maximum Noise Reading after Corrective Action (dBA)	Corrective Action
N/A	N/A	N/A	N/A

Narrative Summary of Noise Monitoring, Excursions and Corrective Actions:

Noise Monitoring for the month of October 2022 did not reach warning levels and no alarms were triggered. All construction related activities for the month of October stayed below the warning limit of 80 dBA. No corrective actions needed to be taken as the noise levels did not exceed the limit.

3) Community Vibration Monitoring Monthly Summary

Inches per second (in/sec)

Number of Workdays in a Month	Number of Vibration Monitoring Days in a Month	Number of Days with Vibration Levels above Action Levels by Month	Comments
21	R01 – 17 R02 – 25 R03- 27	0	The Monitoring was completed for the number of days listed. No Exceedances were noted at this time.

Community Vibration Monitoring Excursions and Corrective Actions

Action Level = 0.05 in/sec

Stop Work Level = 1.0 in/sec

Date: Time	Maximum Vibration Level before Corrective Action (in/sec)	Maximum Vibration Level after Corrective Action (in/sec)	Corrective Action
N/A	N/A	N/A	N/A

Narrative Summary of Vibration Monitoring, Excursions and Corrective Actions:

During the Month of October 2022, there was no warning or exceedance during any construction activity. All monitors showed results of vibration being under the warning limit of 0.5 (in/sec), so there was no need for corrective action at this time.

ATTACHMENTS:

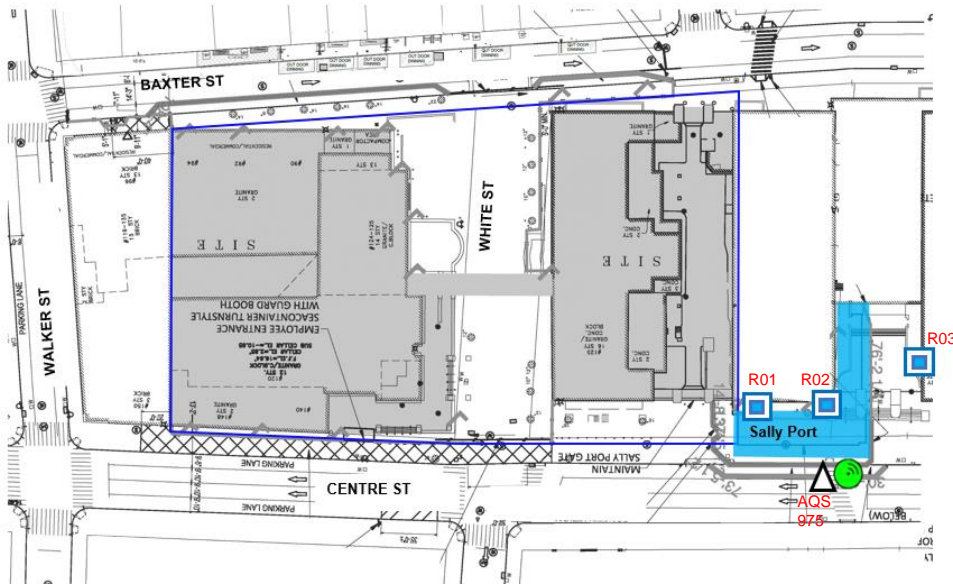
- 1 – Include one map of monitoring station/locations
- 2 – Include Data Plots
- 3 – Include Baseline Reference

Map of Monitoring Locations:

Vibration Monitors R01, R02, & R03.

Air Quality System (AQS) # 975

*Dismantle project Vibration, air and noise monitoring devices will be installed by Design-Build team in Phase 2, after sally port construction. A vibration monitoring station will be installed in the Downtown Community Television Center (DCTV) at 87 Lafayette St. *The location of monitoring station presented is referential. Air/Noise Monitoring station located in Sally Port area will be relocated in Phase 2.



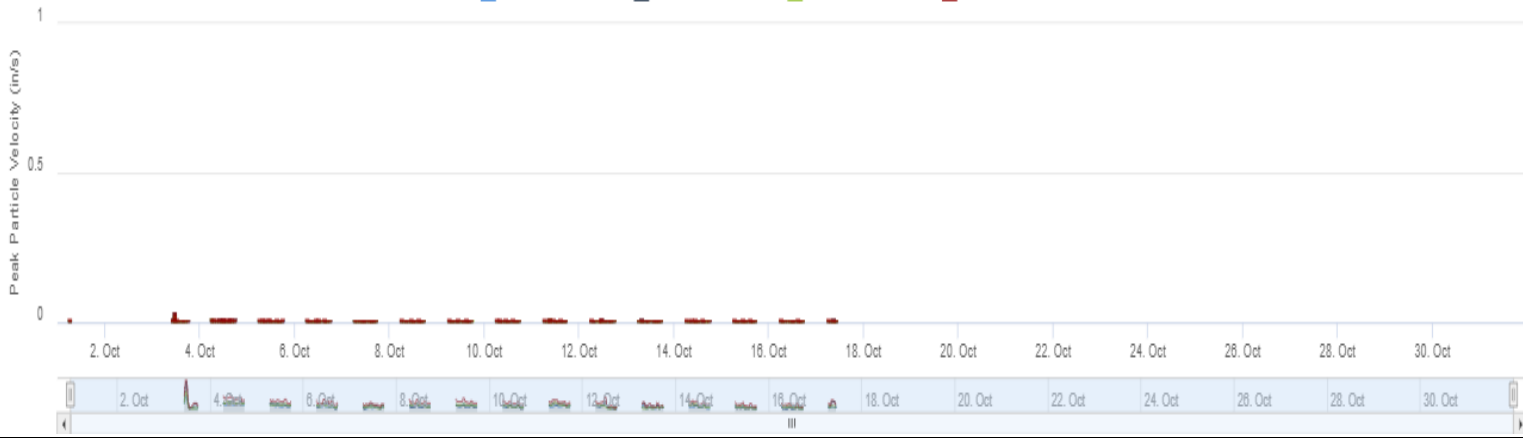
- ▲ Air Monitoring Station
- Noise Monitoring Station
- Vibration Monitoring Sallyport construction (Installed)

Vibration Monitor – (R01) October:

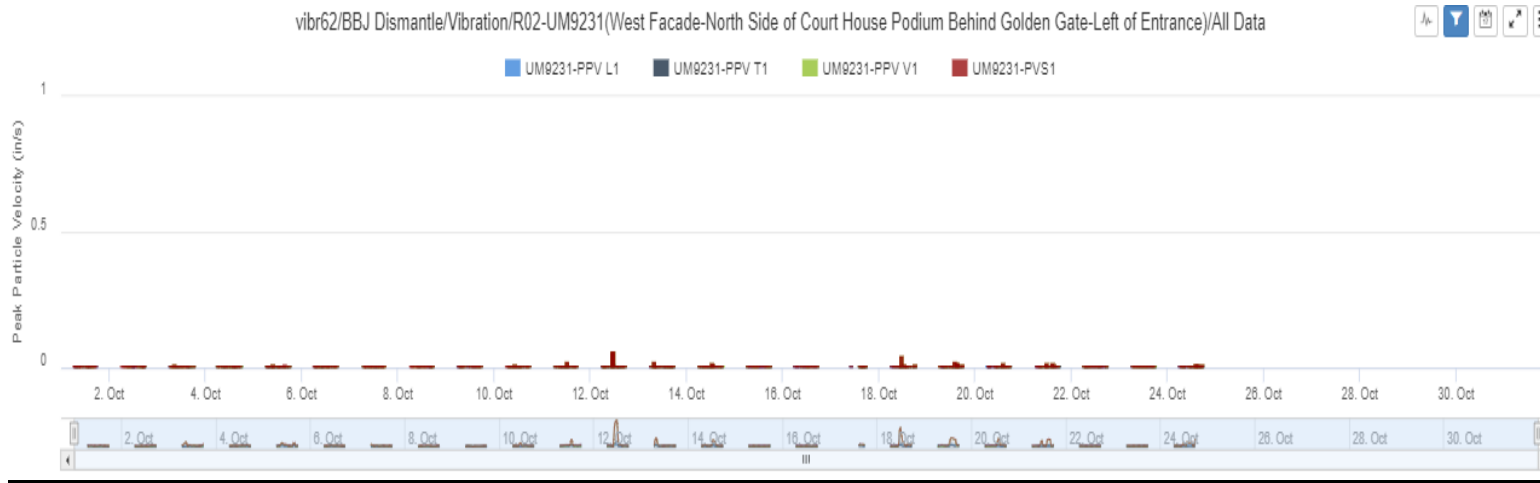
vibr62/BBJ Dismantle/Vibration/R01-UM14841(West Facade-Inside Sally Port Gate)/All Data



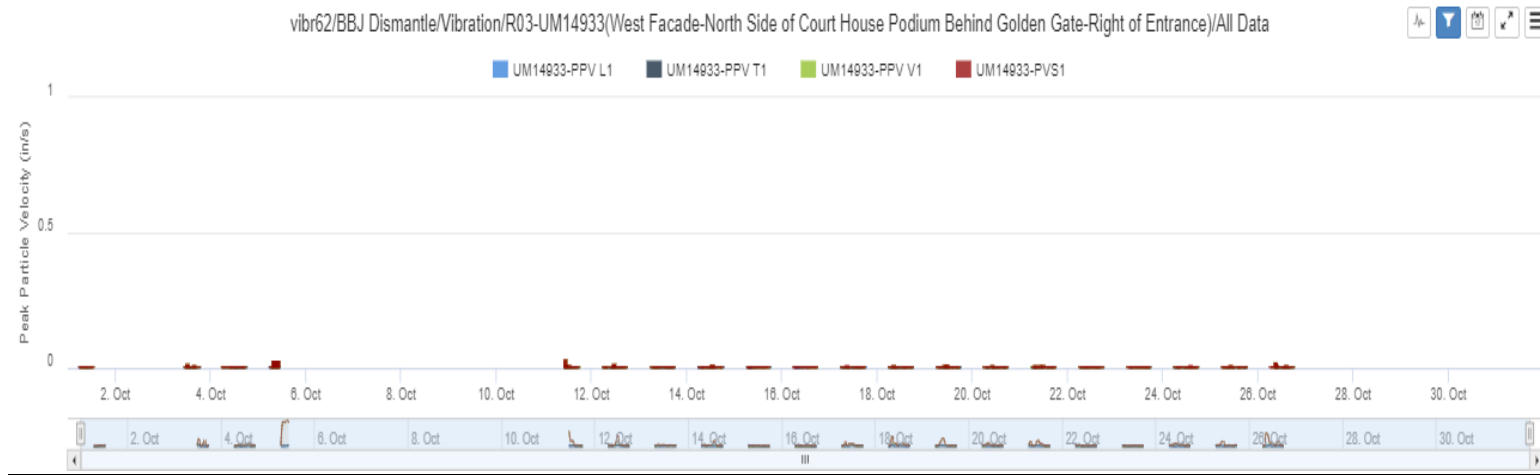
■ UM14841-PPV L1
 ■ UM14841-PPV T1
 ■ UM14841-PPV V1
 ■ UM14841-PVS1



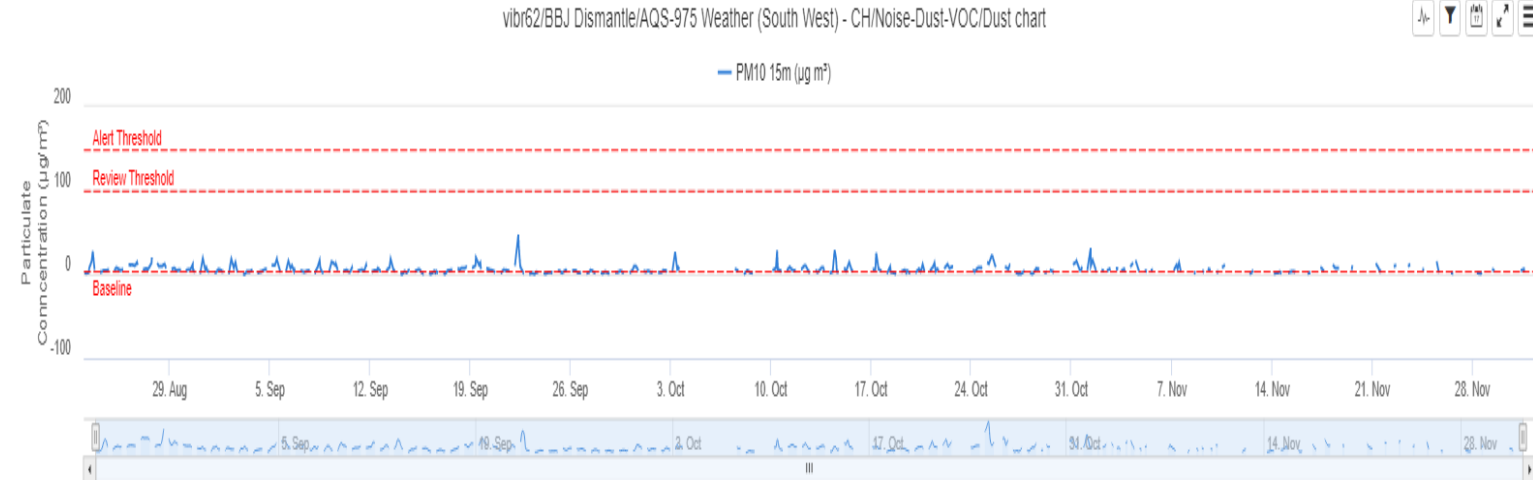
Vibration Monitor – (R02) October:



Vibration Monitor – (R03) October:



Air Quality Systems #975 – Dust Monitoring Station – October 22:



Air Quality Systems #975 – Noise Monitoring Station – October 22:

